

Antistatic polyurethane hose, heavy, microbe resistant, flame-resistant

Applications

- flexible hose/ ducting for high throughput of abrasive powder, bulk material, granulate and for gases
- plastic industry, conveying of granulates and powders: granulate conveying equipment, vacuum hopper/ conveyor, suction conveyor, dosing system, bulk-bag (big bag)-charging and discharging, shredder, mill, extruder, injection moulding machine
- printed circuit board drilling machine (PCB)
- powder spraying, powder coating: e.g. printing industry
- offset printing machine: air supply, air supply cabinet
- industrial vacuum cleaners, vacuum cleaners
- explosion hazard area
- agricultural industry, conveying of seed and fertilizers: seeding machine, seed drill, drilling machine
- agricultural industry: pneumatic grain conveyer
- construction industry, road milling machine
- raw material conveying hose for powders, granulates, sand, quartz, gravel, shards and chips/ shavings
- compressor, side channel blower, vacuum pump, pressure pump, pump
- paper mill, paper and pulp industry, packaging machine: edge strip suctioning system/ edge trim exhaust systems
- surface preparation: shot blasting/ sand blasting recovery e.g. at blasting chamber, ship yard, stripping machine, flooring preparation machine, grinding machine
- municipal vehicle: sweeper, sweeping machine

- municipal vehicle: lawn mower, slope mower, leaf blower/ leaf collector
- vacuum lifting equipment, vacuum handling system
- silos and tankers: silo charging, silo discharging
- silos and tankers: conveying of wood pellets, plastic granulate, plastic powder

Properties

- heavy duty
- highly abrasion resistant
- increased pressure and vacuum resistance
- microbe resistant
- good resistance to oil, gasoline and chemicals
- very good low temperature flexibility
- flame-retardant according to: UL94-V2 & DIN 4102-B1
- permanently antistatic wall: according to ISO 8031 electrical and surface resistance $<10^9 \Omega$ (according to TRGS 727 $<2,5 \cdot 10^8 \Omega \cdot m$ and NFPA 652 $10^8-10^9 \Omega$)
- in accordance with ATEX 2014/34/EU (1999/92/EC) and German TRGS 727: pneumatic transport of flammable dusts and bulk materials (Zone 20, 21, 22 inside), aspiration of combustible dusts (Zone 22 inside),
- in accordance with ATEX 2014/34/EU (1999/92/EC) and German TRGS 727: for conveying for flammable liquids (inside zone 0, 1, 2), for conveying for non-flammable liquids, for use in zone 1 and 2 (gases), for use in zone 0 (gases)
- conforms to the safety regulations of the German Wood Trade Association

- according to DIN 26057 Type 3
- conforms to RoHS guideline
- REACH according to --> Technology / Technical Information / REACH

Temperature Range

- 40°C to 90°C
- short time to 125°C

Design

- AIRDUC® profile hose
- spring steel wire firmly embedded in wall
- wall: permanently antistatic premium ester-polyurethane (Pre-PUR®)
- wall thickness 1,4 - 1,5 mm approx.

Delivery variants

- further diameters and lengths available on request
- transparent (standard)
- special colours: partially coloured, completely coloured
- customer-specific branding

I.D. (in / mm)	outer Ø (mm)	Pressure DIN 26057 (50% Elongation) (bar)	Vacuum DIN 26057 (axially fixed) (bar)	Bending Radius (mm)	Weight (kg/m)	Dimensions in Stock (m)	Production Lengths (m)	Order No.
standard								
- / 13	20.00	5,000 (11,3)	1,000 (1,00)	14.00	0.14	10	15	355-0013-0000
5/8 / 16	23.00	4,900 (9,35)	1,000 (1,00)	15.00	0.16	10	5 15	355-0016-0000
- / 20	27.00	4,720 (9,00)	1,000 (1,00)	17.00	0.23	10 15 20	5	355-0020-0000
- / 22	29.00	4,330 (8,24)	1,000 (1,00)	18.00	0.25	10	5 15	355-0022-0000
1 / 25	32.00	3,855 (7,31)	1,000 (1,00)	20.00	0.28	10 15 20	5	355-0025-0000

Overpressure and underpressure are recommended threshold operating values, products can be subjected to higher loads upon request. The bending radius is measured through the inside of the hose arch. The right to make technical modifications is reserved. All values determined at 20°C and are approx. data. Additional information at www.norres.com/en/technology/.



I.D.	outer Ø	Pressure DIN 26057 (50% Elongation)	Vacuum DIN 26057 (axially fixed)	Bending Radius	Weight	Dimensions in Stock	Production Lengths	Order No.
(in / mm)	(mm)	(bar)	(bar)	(mm)	(kg/m)	(m)	(m)	
- / 30	40.00	4,000 (7,59)	1,000 (1,00)	25.00	0.42	10 15	5	355-0030-0000
1,25 / 32	42.00	3,770 (7,15)	1,000 (1,00)	26.00	0.44	10 15 20	5	355-0032-0000
1,36 / 35	45.00	3,470 (6,56)	1,000 (1,00)	28.00	0.48	10	5 15	355-0035-0000
1,5 / 38	48.00	3,215 (6,07)	1,000 (1,00)	29.00	0.52	10 15 20	5	355-0038-0000
- / 40	50.00	3,065 (5,78)	1,000 (1,00)	30.00	0.54	10 15 20	5	355-0040-0000
- / 42	52.00	2,905 (5,53)	0,910 (1,00)	31.00	0.56	10	5 15	355-0042-0000
1,75 / 44-45	55.00	2,745 (5,16)	0,915 (1,00)	33.00	0.61	15	5 10	355-0045-0000
2 / 50-51	60.00	2,485 (4,67)	0,825 (1,00)	35.00	0.66	5 10 15 20 25	-	355-0050-0000
- / 55	65.00	2,270 (4,26)	0,750 (1,00)	38.00	0.72	10 15	5	355-0055-0000
2,36 / 60	70.00	2,090 (3,91)	0,685 (1,00)	40.00	0.78	5 10 15 20	-	355-0060-0000
2,5 / 63-65	75.00	1,935 (3,62)	0,635 (1,00)	43.00	0.84	10 15 20	5	355-0065-0000
- / 70	81.00	1,800 (3,37)	0,540 (1,00)	62.00	0.98	10 15	5	355-0070-0000
3 / 75-76	86.00	1,685 (3,15)	0,505 (1,00)	66.00	1.05	10 15	5	355-0075-0000
- / 80	91.00	1,585 (2,96)	0,475 (1,00)	69.00	1.11	5 10 15	-	355-0080-0000
3,5 / 89-90	101.00	1,415 (2,63)	0,420 (0,88)	76.00	1.25	10 15	5	355-0090-0000
4 / 100-102	111.00	1,275 (2,38)	0,390 (0,93)	83.00	1.49	5 10 15	-	355-0100-0000
- / 110	121.00	1,160 (2,16)	0,355 (0,77)	90.00	1.63	10 15	5	355-0110-0000
4,5 / 114-115	126.00	1,115 (2,07)	0,340 (0,71)	94.00	1.68	10	5 15	355-0115-0000
4,72 / 120	131.00	1,070 (1,99)	0,325 (0,65)	97.00	1.77	10	5 15	355-0120-0000
5 / 125-127	136.00	1,025 (1,91)	0,315 (0,60)	101.00	1.84	10 15	5	355-0125-0000
- / 130	141.00	0,985 (1,84)	0,300 (0,56)	104.00	1.91	10	5 15	355-0130-0000
5,5 / 140	151.00	0,920 (1,71)	0,280 (0,48)	111.00	2.03	10	5 15	355-0140-0000
6 / 150-152	161.00	0,860 (1,59)	0,270 (0,53)	118.00	2.41	5 10 15	-	355-0150-0000
6,3 / 160	171.00	0,805 (1,50)	0,255 (0,47)	125.00	2.56	5 10 15	-	355-0160-0000
- / 170	181.00	0,760 (1,41)	0,240 (0,41)	132.00	2.72	-	5 10 15	355-0170-0000
- / 175	186.00	0,735 (1,37)	0,230 (0,39)	136.00	2.79	-	5 10 15	355-0175-0000
7 / 178-180	191.00	0,715 (1,33)	0,225 (0,37)	139.00	2.87	10	5 15	355-0180-0000
8 / 200-203	213.00	0,645 (1,20)	0,150 (0,36)	156.00	3.12	5 10	15	355-0200-0000
- / 225	238.00	0,575 (1,07)	0,130 (0,28)	174.00	3.50	10	5 15	355-0225-0000
- / 250	263.00	0,520 (0,96)	0,120 (0,22)	191.00	3.88	10	5 15	355-0250-0000
10 / 254	267.00	0,510 (0,95)	0,115 (0,21)	194.00	3.95	-	5 10	355-0254-0000
- / 275	288.00	0,470 (0,87)	0,110 (0,18)	209.00	4.26	-	5 10	355-0275-0000
11 / 280	293.00	0,465 (0,86)	0,105 (0,17)	212.00	4.33	-	5 10	355-0280-0000
- / 300	313.00	0,435 (0,80)	0,090 (0,20)	226.00	5.16	10	5	355-0300-0000
12 / 305	318.00	0,425 (0,79)	0,090 (0,19)	230.00	5.25	-	5 10	355-0305-0000
- / 315	328.00	0,410 (0,76)	0,085 (0,17)	237.00	5.41	-	5 10	355-0315-0000
- / 325	338.00	0,400 (0,74)	0,085 (0,16)	244.00	5.58	-	5 10	355-0325-0000
- / 350	363.00	0,370 (0,69)	0,075 (0,13)	261.00	6.00	10	5	355-0350-0000
- / 400	413.00	0,325 (0,60)	0,070 (0,12)	296.00	8.02	-	5 10	355-0400-0000
- / 450	463.00	0,290 (0,54)	0,065 (0,09)	331.00	9.00	10	-	355-0450-0000
- / 500	514.00	0,260 (0,48)	0,055 (0,07)	367.00	10.00	-	5 10	355-0500-0000

neutral imprint: <ID> antistatic + microbe resistant <neutral batch no.> / no cutting

1 / 25	32.00	3,855 (7,31)	1,000 (1,00)	20.00	0.28	10	-	355-0025-0007
1,5 / 38	48.00	3,215 (6,07)	0,911 (1,00)	29.00	0.52	10	-	355-0038-0007
- / 40	50.00	3,065 (5,78)	0,866 (1,00)	30.00	0.54	10	-	355-0040-0007
1,75 / 44-45	55.00	2,745 (5,16)	0,770 (1,00)	33.00	0.60	10	-	355-0045-0007
2 / 50-51	60.00	2,485 (4,67)	0,693 (1,00)	35.00	0.66	10	-	355-0050-0007
2,36 / 60	70.00	2,090 (3,91)	0,577 (1,00)	40.00	0.78	10	-	355-0060-0007
2,5 / 63-65	75.00	1,935 (3,62)	0,533 (1,00)	43.00	0.84	10	-	355-0065-0007
- / 75	86.00	1,685 (3,15)	0,484 (1,00)	66.00	1.05	10	-	355-0075-0007
- / 80	91.00	1,585 (2,96)	0,454 (1,00)	69.00	1.11	10	-	355-0080-0007
3,5 / 89-90	101.00	1,415 (2,63)	0,420 (0,88)	76.00	1.25	10	-	355-0090-0007

Overpressure and underpressure are recommended threshold operating values, products can be subjected to higher loads upon request. The bending radius is measured through the inside of the hose arch. The right to make technical modifications is reserved. All values determined at 20°C and are approx. data. Additional information at www.norres.com/en/technology/.



I.D.	outer Ø	Pressure DIN 26057 (50% Elongation)	Vacuum DIN 26057 (axially fixed)	Bending Radius	Weight	Dimensions in Stock	Production Lengths	Order No.
(in / mm)	(mm)	(bar)	(bar)	(mm)	(kg/m)	(m)	(m)	
4 / 100-102	111.00	1,275 (2,38)	0,390 (0,93)	83.00	1.49	10	-	355-0100-0007
5,5 / 140	151.00	0,920 (1,71)	0,280 (0,48)	111.00	2.03	10	-	355-0140-0007
6 / 150-152	161.00	0,860 (1,59)	0,270 (0,53)	118.00	2.41	10	-	355-0150-0007
6,3 / 160	171.00	0,805 (1,50)	0,255 (0,47)	125.00	2.56	10	-	355-0160-0007
- / 170	181.00	0,760 (1,41)	0,240 (0,41)	132.00	2.72	10	-	355-0170-0007
7 / 178-180	191.00	0,715 (1,33)	0,225 (0,37)	139.00	2.87	10	-	355-0180-0007
8 / 200-203	213.00	0,645 (1,20)	0,150 (0,36)	156.00	3.12	10	-	355-0200-0007


Accessories




CONNECT THREAD
FITTING 234




CLAMP 212 EC



CONNECT 245



CONNECT 244



CONNECT KAMLOK
ALU 253



CONNECT 243




CONNECT MOULD
ASSEMBLY 233



CONNECT SAFETY
CLAMP ASSEMBLY
231



CONNECT TANK
TRUCK BRASS 252



CONNECT 228



CONNECT 240 + 241
AS



CONNECT PRESS
ASSEMBLY 232



CONNECT 223




CONNECT 246 AS



CLAMP 213



CLAMP 217



CONNECT 242



CONNECT STORZ
DIN ALU 251



CONNECT KARDAN
254



CLAMP 212



CLAMP 216



CONNECT 270-271



CONNECT 245 VAC-
TRUCK